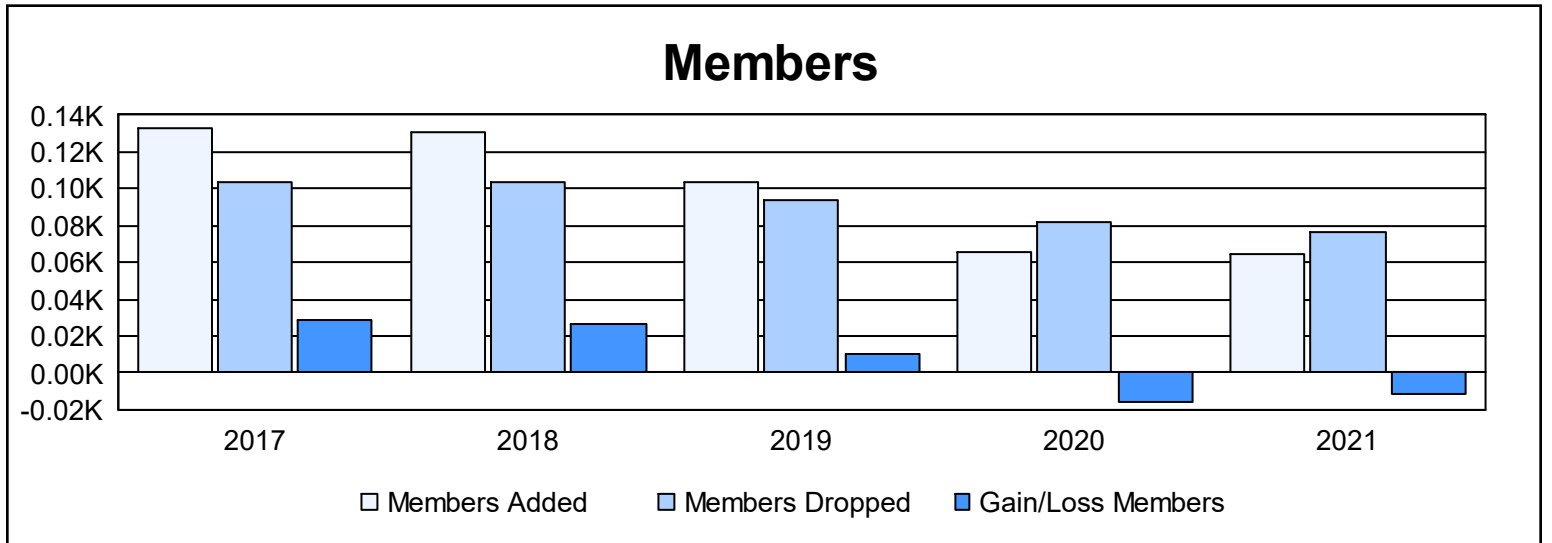
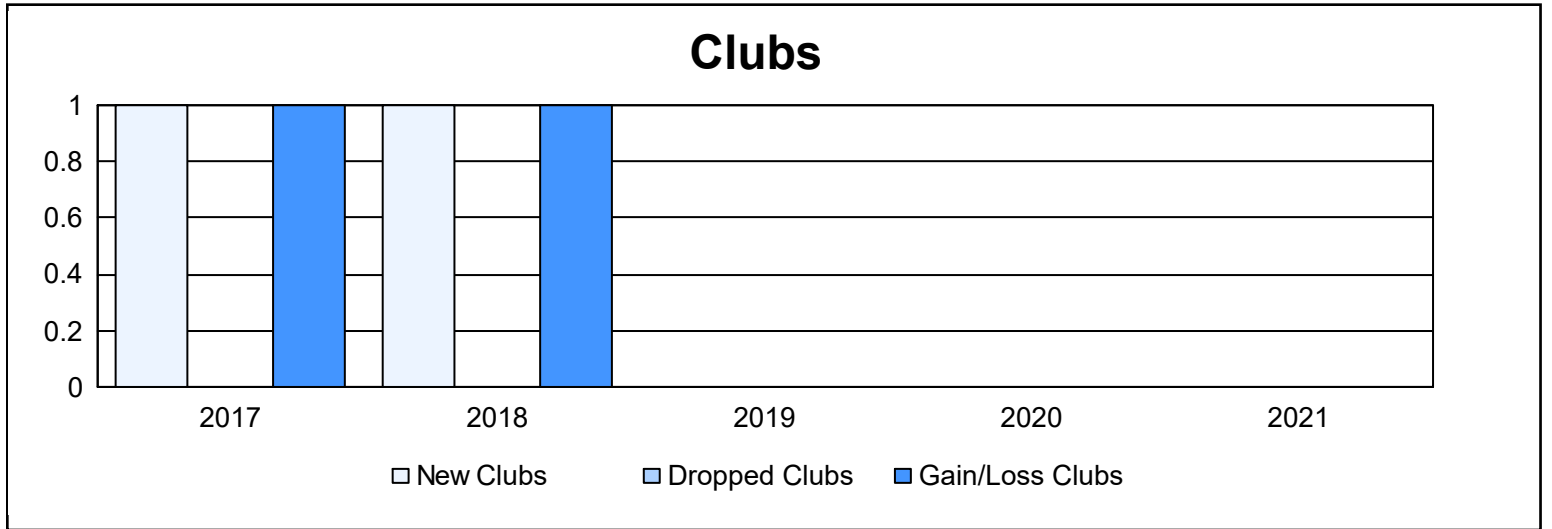
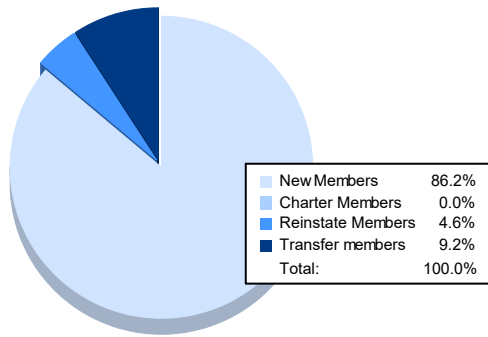


| Year | New Clubs | Dropped Clubs | Gain/ Loss Clubs | New Members | Charter Members | Reinstate Members | Transfer Members | Total Member Added | Total Members Dropped | Gain/ Loss Members |
|----------------|-----------|---------------|------------------|-------------|-----------------|-------------------|------------------|--------------------|-----------------------|--------------------|
| 2016-2017 | 1 | 0 | 1 | 70 | 52 | 3 | 8 | 133 | 104 | 29 |
| 2017-2018 | 1 | 0 | 1 | 100 | 20 | 1 | 10 | 131 | 104 | 27 |
| 2018-2019 | 0 | 0 | 0 | 89 | 5 | 2 | 8 | 104 | 94 | 10 |
| 2019-2020 | 0 | 0 | 0 | 62 | 0 | 0 | 4 | 66 | 82 | -16 |
| 2020-2021 | 0 | 0 | 0 | 56 | 0 | 3 | 6 | 65 | 76 | -11 |
| Average | 0 | 0 | 0 | 75 | 15 | 2 | 7 | 100 | 92 | 8 |



Membership Composition June 2021 Cumulative



Gender Composition June 2021 Cumulative

